



PORSCHE



**The Panamera Edition**



## Concept.

We wouldn't be where we are today if we had been satisfied with the status quo – if we had said that the Panamera could not be styled for even greater comfort, tuned for even greater dynamic performance or given an even more comprehensive equipment specification. The Panamera Edition.

**Always giving 100%.  
The mark of a true athlete.**

**The Panamera Edition.**

The concept has proven its worth. A sports car. With four seats. Plus all the comfort you could imagine. The Panamera reconciles thrilling contradictions, and has enriched the automotive executive class with an all-important facet: driving pleasure. Thanks to powerful dynamics. Thanks to customary Porsche performance. Thanks to its personality. And now we've introduced some further refinements. The result is sublime – the Panamera Edition.

We've made the standard specification considerably more comprehensive and, in doing so, we've given the Panamera Edition a sharper profile. As a sports car

and as a sedan. From the exterior to the interior.

On the outside, it is recognizable by the 19-inch Panamera Turbo II wheels and the exterior package in high-gloss black.

Porsche Active Suspension Management (PASM) helps to reduce vehicle body movement and thereby enhances comfort. This is accompanied by the addition of Power steering Plus, Bi-Xenon headlights including Porsche Dynamic Light System (PDLS) and ParkAssist (front and rear) including reversing camera.

The Panamera Edition benefits from succinct detailing on the inside, too, as you are about to discover in the following pages. In summary: it's a Panamera – with more personality. And new facets to its character.

The Panamera Edition.





**True character is also defined by inner values.**

### Interior.

Some contradictions are recognized at first glance. What strikes you instantly about this sedan is its sporty design and performance. An absolutely extraordinary combination, but one that is typical of any Porsche.

That's because, for all the conveniences that the rear has to offer, the best seat in a Porsche has always been the one behind the steering wheel. With a direct view of the tachometer in the center of the instrument cluster. And flanked by the ascending center console, which not only provides fast access to all important functions, but also places the gear selector within short reach of the SportDesign steering wheel.

Then there's the comfort aspect. Impressive, even by sedan standards, and unique for a sports car. Four individual seats together with the spacious luggage compartment provide plenty of room to take on all the challenges of everyday life. The headrests of all four seats are embossed with the Porsche Crest. The attention to comfort is epitomized by the two-tone partial leather interior of Black and Luxor Beige and by front and rear seat heating.

The seat squab surfaces, backrest inner surfaces and inner side bolsters of all seats, the door handles, the armrests on the doors and the center console are

upholstered in embossed leather. An exclusive full leather alternative in a color combination of Black and Luxor Beige is available on request. This is supplemented by a comprehensive range of additional personalization options, including a series of leather and two-tone interior packages and a diverse selection of other color and material combinations.

Floor mats in a matching color, automatically dimming mirrors and door sill guards with the 'Edition' logo round off the interior experience.

## 8 The Panamera Edition

Pioneering technologies lead the way. Integrated as standard, Porsche Communication Management (PCM) is your control center for audio, navigation and communication functions. The most important component is the 7-inch touchscreen, which can be used to browse the graphical user interface. Or you can use the separate rotary pushbutton controls. Intuitive, whichever you prefer.

PCM gives you easy access, for example, to the navigation module with fast hard drive and 3D map display. Or you can

operate the BOSE® Surround Sound System, also fitted as standard. Thanks to the surround mode generated by BOSE® Centerpoint® 2 technology, it produces an incredibly immersive audio environment. With a total output of 585 watts from nine amplifier channels and 14 loudspeakers including a 200-watt active subwoofer, the system delivers a balanced acoustic pattern and transforms the Panamera Edition into a concert hall for the road.

1 Porsche Crest embossed on headrests | 2 Floor mat | 3 Door sill guard with 'Edition' logo





## Weren't you always driven by your own motives?

### Drive.

The direction you take is a question of personality and, of course, it depends on the destination. You can decide how you'd like to get there. The Panamera Edition is available as Panamera and Panamera 4.

The Panamera blends sporty performance with efficiency, i.e. high power at the same time as comparatively low fuel consumption. The 3.6-liter naturally aspirated V6 engine develops 310 hp and 295 lb.-ft. torque. This power is transmitted to the rear axle by 7-speed

Porsche Doppelkupplung (PDK), which is fitted as standard. The Panamera completes the sprint from 0 to 60 mph in 6.0 seconds, and reaches a top track speed of 160 mph.

The Panamera 4 couples the traction of an all-wheel drive with the efficiency of the 3.6-liter naturally aspirated V6 engine. Porsche Doppelkupplung (PDK) transmits power to all four wheels via the active all-wheel drive of Porsche Traction Management (PTM). Acceleration from 0 to 60 mph takes 5.8 seconds and a top track speed of 159 mph is achieved.

Let's be honest: these are impressive performance figures. Particularly for a sedan. Even for a sports car.

Solid exterior colors.



White



Black

Metallic exterior colors.



Carrara White Metallic



Rhodium Silver Metallic



Sapphire Blue Metallic



Ruby Red Metallic



Chestnut Brown Metallic



Mahogany Metallic



Night Blue Metallic



Carbon Grey Metallic



Agate Grey Metallic



Jet Black Metallic

Special exterior colors.



GT Silver Metallic



Palladium Metallic



Carmine Red



Amethyst Metallic

**Standard interior colors.**

**Leather interior package in standard colors.**

**Leather interior package in natural leather.**

**Leather interior package in two-tone combination.**




**Interior packages.**

**Leatherette/leather/soft-touch paint.  
Interior color.**

**Leather/soft-touch paint.  
Interior color.**

**Leather/soft-touch paint.  
Interior color.**

**Leather/soft-touch paint.  
Interior color.**



Black  
(Roof lining: Platinum Grey<sup>1)</sup>. Carpet: Black)

Black  
(Roof lining: Platinum Grey<sup>1)</sup>. Carpet: Black)

Marsala  
(Roof lining: Platinum Grey. Carpet: Marsala)





Espresso  
(Roof lining: Platinum Grey. Carpet: Espresso)

Luxor Beige and Cream  
(Roof lining: Cream. Carpet: Cream<sup>2)</sup>)

Agate Grey and Cream  
(Roof lining: Cream. Carpet: Agate Grey<sup>2)</sup>)

Dark walnut

Tineo



Agate Grey  
(Roof lining: Platinum Grey. Carpet: Agate Grey)

Agate Grey  
(Roof lining: Platinum Grey. Carpet: Agate Grey)

Saddle Brown  
(Roof lining: Saddle Brown. Carpet: Saddle Brown)





Cognac  
(Roof lining: Cedar. Carpet: Cognac)

Marsala and Cream  
(Roof lining: Cream. Carpet: Cream<sup>2)</sup>)

Black and Garnet Red  
(Roof lining: Black. Carpet: Black<sup>2)</sup>)

Anthracite birch

Yachting Mahogany



Luxor Beige  
(Roof lining: Luxor Beige. Carpet: Luxor Beige)


Luxor Beige  
(Roof lining: Luxor Beige. Carpet: Luxor Beige)

Black and Cream  
(Roof lining: Cream. Carpet: Black<sup>2)</sup>)

Black and Saddle Brown  
(Roof lining: Saddle Brown. Carpet: Saddle Brown<sup>2)</sup>)

Natural olive

Brushed aluminium



Black and Luxor Beige  
(Roof lining: Luxor Beige. Carpet: Black<sup>2)</sup>)

Black and Luxor Beige  
(Roof lining: Luxor Beige. Carpet: Black<sup>2)</sup>)

Carbon fiber

Black (high-gloss)

<sup>1)</sup> In conjunction with roof lining in black Alcantara®.

<sup>2)</sup> In conjunction with a two-tone combination, the luggage compartment is in the darker color.





## Summary.

Forever challenging past accomplishments.  
Doing even better. Achieving something  
even more personal. Showing character.  
And always exploiting every opportunity  
to the full. Typically Porsche.  
The Panamera Edition.

Engine	Panamera Edition	Panamera 4 Edition
Cylinders	6	6
Displacement	3.6 liter <sup>3</sup>	3.6 liter <sup>3</sup>
Max. power (DIN) at rpm	310 hp 6,200	310 hp 6,200
Max. torque at rpm	295 lb.-ft. 3,750	295 lb.-ft. 3,750
Compression ratio	12.5:1	12.5:1
<b>Transmission</b>		
Layout	Rear-wheel drive	All-wheel drive
7-speed PDK	Standard	Standard
<b>Chassis</b>		
Front axle	Aluminum double-wishbone	Aluminum double-wishbone
Rear axle	Aluminum multi-link with chassis subframe	Aluminum multi-link with chassis subframe
Steering	Power steering Plus	Power steering Plus
Brakes	Six-piston aluminum monobloc fixed brake calipers at front, four-piston units at rear, integral brake discs internally vented and slotted	Six-piston aluminum monobloc fixed brake calipers at front, four-piston units at rear, integral brake discs internally vented and slotted
Standard wheels	Front: 9 J x 19 ET 60, Rear: 10 J x 19 ET 61	Front: 9 J x 19 ET 60, Rear: 10 J x 19 ET 61
Standard tires	Front: 255/45 ZR 19, Rear: 285/40 ZR 19	Front: 255/45 ZR 19, Rear: 285/40 ZR 19

Weights	Panamera Edition	Panamera 4 Edition
Curb weight	3902 lbs	4012 lbs
Max. payload	1345 lbs	1324 lbs
<b>Performance</b>		
Top track speed	160 mph	159 mph
0–60 mph	6.0 secs (5.7 secs) <sup>1)</sup>	5.8 secs (5.5 secs) <sup>1)</sup>
<b>Fuel consumption/emissions<sup>2)</sup>/efficiency class</b>		
City (mpg)	18	18
Highway (mpg)	28	27
Combined (mpg)	22	21
<b>Dimensions/aerodynamics</b>		
Length	197.4 in	197.4 in
Width (including exterior mirrors)	76.0 in (83.2 in)	76.0 in (83.2 in)
Height	55.8 in	55.8 in
Wheelbase	114.9 in	114.9 in
Luggage compartment cargo area with seats folded	44.6 cu.ft.	44.6 cu.ft.
Fuel tank	21.1 Gallons	21.1 Gallons

<sup>1)</sup> In conjunction with optional Sport Chrono Package with SPORT PLUS button selected.

<sup>2)</sup> EPA estimated. Use for comparison; your mileage may vary.





Dr. Ing. h.c. F. Porsche AG is the owner of numerous trademarks, both registered and unregistered, including without limitation the Porsche Crest®, Porsche®, Boxster®, Carrera®, Cayenne®, Cayman®, Macan®, Panamera®, Speedster®, Spyder®, VarioCam®, PCM®, PDK®, 911®, RS®, 4S®, 918 Spyder®, FOUR UNCOMPROMISED®, and the model numbers and distinctive shapes of the Porsche automobiles such as, the federally registered 911 and Boxster automobiles. The third party trademarks contained herein are the properties of their respective owners. Porsche Cars North America, Inc. believes the specifications to be correct at the time of printing.

However, specifications, standard equipment and options are subject to change without notice. Some options may be unavailable when a car is built. Some vehicles may be shown with non-U.S. equipment. Please ask your authorized Porsche dealer for advice concerning the current availability of options and verify the optional equipment that you ordered. Porsche recommends seat belt usage and observance of all traffic laws at all times.

© 2015 Porsche Cars North America, Inc.

Porsche Cars North America, Inc.  
One Porsche Drive  
Atlanta, GA 30354  
[www.porscheusa.com](http://www.porscheusa.com)

Effective from: 04/15  
Printed in Germany  
WSLP1601001423 EN/US

