







# 911 Speedster

**Built with the belief  
that sports cars  
should not isolate  
drivers from the  
driving experience,  
nor from the world  
around them.**



**Slip inside the open cockpit and reacquaint yourself with the sights, the sounds and the satisfaction of a pure sports car.**



The Speedster is powered by a 3.6-liter 247-horsepower six-cylinder engine mated to either a crisp-shifting five-speed manual or sophisticated four-speed Tiptronic™ transmission.

The muscular stance, raked windshield and racing-type seats testify to the Speedster's no-nonsense approach to driving enjoyment.



**Exterior**

- Two door, two seat Speedster
- Folding top with rigid composite tonneau cover
- Fog lights integrated into the front apron
- Halogen headlights
- Welded, unitized body construction; double-sided, zinc-galvanized steel
- Speed-dependent extendable rear spoiler

- Heated windshield washer nozzles
- Tinted glass all around and windshield with graduated tint
- Wheels painted to match body color

(silver wheels with black exterior)

**Interior**

- Airbags standard for driver and passenger
- Three-point inertia-reel seatbelts

- Leather racing-type black or body-color-keyed bucket seats (black or color-keyed)
- Leather-covered steering wheel
- Backlit analog instrumentation with tachometer and gauges indicating oil pressure, oil temperature, oil level and fuel level; corresponding warning lights
- Trip odometer
- Power windows

- Analog quartz clock
- Brake pad wear indicator
- Mirrors in sun visors
- Interior light with delayed shut-off
- Locking and alarm system with light-emitting diodes in the door lock buttons to show alarm is engaged
- Radio preparation (4 speakers, amplifier, and windshield antenna)

- Cassette holder
- Door panels with black or color-keyed pull straps to open doors

**Warranties**

- Ten-year, rust-perforation limited warranty

- Two-year, new vehicle limited warranty with unlimited mileage, including the Porsche ASSIST roadside assistance program

(The Porsche ASSIST program is not available on cars sold in California at the time of this printing.)

- Three-year, limited warranty on paint

**Options**

- Air conditioning with automatic temperature control (As of 1993, all Porsche air conditioning systems contain HFC 134a with

- reduced ozone depletion potential.)
- Cruise control
- AM/FM digital display stereo cassette radio
- Headlight washers
- Seats with adjustable heating

- Sport seats with electric height adjustment for driver and passenger
- Leather seats with electric height adjustment for driver and passenger

- Metallic paint
- Limited slip differential (five-speed only)
- Tiptronic dual-function transmission
- Six-function computerized driver-information center

- (standard with Tiptronic)
- Porsche Pocket Commander cellular phone with exclusive console (Phone manufactured by Fujitsu Ten Corp.)

<b>Engine</b>	
Type	Six cylinder, horizontally opposed, air cooled
Bore	3.94 in. (100 mm)
Stroke	3.01 in. (76.4 mm)
Displacement	220 cu. in. (3.6 liter)
Compression ratio	11.3:1
Horsepower (SAE Net)	247 hp @ 6100 rpm
Maximum torque (ft.lb.)	228 ft.lbs. @ 4800 rpm

<b>Engine Design</b>	
Crankcase	Aluminum alloy
Crankshaft	Forged steel, 8 main bearings
Pistons	Forged aluminum
Cylinder head	Aluminum alloy, crossflow, hemispherical combustion chambers, two spark plugs per cylinder

Valve train	Single overhead camshaft, chain driven, solid lifters
-------------	---

Cooling system	Air cooled; fan is crankshaft-driven via belt
----------------	---

Lubrication system	Dry sump, front oil cooler with temperature-controlled fan
--------------------	--

Fuel injection	Digital Motor Electronics (DME) fuel injection and ignition systems, with resonance induction, both electronically controlled by one DME control unit
----------------	---

Emission system	3-way catalytic converter with oxygen sensor
-----------------	--

<b>Electrical system</b>	
Battery	12 volt, 75 amp./hr.
Alternator	1610 watt, 115 amp.
Ignition system	Digital Motor Electronics (DME) fuel injection and ignition systems, with resonance induction, both electronically controlled by one DME control unit

<b>Drive Train</b>	
	Rear-engine, rear-wheel drive, five-speed transaxle or four-speed Tiptronic dual-function transmission

<b>Body</b>	
Corrosion protection	Unitized, fully-galvanized steel Entire body of hot-dipped and electro-galvanized steel, all panels coated both sides. Total immersion pre-treatment, cathophoretic primer coating, hot-wax cavity-filler, PVC untercoating

<b>Suspension</b>	
Suspension: Front	Independent McPherson struts with aluminum alloy lower control arms, coil springs, 0.79 in. (20 mm) stabilizer bar; negative steering roll radius

Suspension: Rear	Independent with aluminum-alloy semi-trailing arms, self-stabilizing toe-characteristics, 0.79 in. (20 mm) stabilizer bar; 0.75 in. (19 mm) with Tiptronic
------------------	--

<b>Brakes</b>	
Front	Vented discs, 11.73 in.
Rear	Vented discs, 11.77 in.
Wheels: Front	Pressure cast alloy 7 J x 17

Wheels: Rear	Pressure cast alloy 8 J x 17
Tires: Front	205/50 ZR 17
Tires: Rear	255/40 ZR 17
Steering	Rack and pinion, force-sensitive hydraulically-assisted
Ratio	18.5:1
Turns (lock-to-lock)	2.81
Turning circle	40.5 ft. (12.4 meters)

<b>Capacities</b>	
Engine	12.16 qts. (with filter)
Fuel tank	20.3 gal.

<b>Dimensions</b>	
Wheelbase	89.4 in. (2272 mm)
Track: Front	54.1 in. (1374 mm)
Track: Rear	54.1 in. (1374 mm)

Overall length	168.3 in. (4275 mm)
Overall width	65.0 in. (1652 mm)
Height (unladen)	50.4 in. (1280 mm)
Ground clearance (laden)	4.5 in. (115 mm)
Curb weight	
Manual transmission	3031 lbs.
Tiptronic transmission	3097 lbs.

<b>Performance</b>	Manual	Tiptronic™
0-60 mph	5.5 sec.	6.4 sec.
Top track speed	162 mph	159 mph
Coefficient of drag	.32	.32

<b>Fuel Economy</b>	Manual	Tiptronic™
City*	17 mpg	16 mpg
Highway*	25 mpg	23 mpg

\*Projected 1994 EPA estimates. Compare these estimates to the "Estimated MPG" of other cars. Actual mileage will vary with speed, weather and trip length. Highway mileage will probably be less.

Porsche recommends seat belt usage and observance of all traffic laws at all times.

Performance numbers are stated for comparison purposes only. Porsche Cars North America, Inc. believes the specifications in this brochure to be correct at the time of printing. However, specifications, standard equipment and options are subject to change without notice. Some options may be unavailable when your car is built. Please ask your dealer for advice concerning current optional equipment you ordered. Note: Vehicles shown may have optional features that are supplied at extra charge. Porsche reserves the right to make changes in design, form, and supply, as well as variations in color. See the brochure on 1993/94 Warranty Coverages and Roadside Assistance Program. Some models shown are in European configuration. Porsche Cars North America, Inc., 100 West Liberty, Reno, Nevada 89501

Printed in Canada  
WVK 127.921.93  
VMK 12/92

